

Integration of Virtual Labs in Teaching-Learning of Languages

**By
Priyakshi Gupta**



LANGUAGE LABS

A language lab is a specialized facility designed to enhance language learning and teaching.

Objectives:

- Facilitates core language skills: Listening, Speaking, Reading and Writing
- Provides a controlled environment for language practice
- Incorporates interactive content for a comprehensive language learning experience



WHY DO WE NEED LANGUAGE LABS?

- To promote innovative teaching-learning methods.
- To enhance individualized learning
- Encourage more participation among students in classroom activities
- To facilitate teacher intervention and guidance
- To support remote learning opportunities



सी डैक
CDAC

AMRITA
VISHVA VIDYAPEETHAM



- Virtual labs on DIKSHA opens doors to immersive language experiences.
- It makes the journey of learning not just educational but transformative.




ENGLISH
ACTIVITIES
AVAILABLE
ON
VIRTUAL LABS
ON
DIKSHA

- Learning Prepositions of Location
- Learning Prepositions of Location (Picture Dictation)
- Correction and Omission Activity
- Learning Preposition of direction
- Passive to Active Voice Conversion
- Active to Passive Voice Conversion
- Tense Conversion
- Improving Comprehension Skills
- Direct to Indirect Speech
- Reported Speech
- Subject-Verb Agreement
- Singular to Plural Conversion

How Does Virtual Labs Stimulate the Language Learning Process?

- Curriculum based interactive activities make teaching-learning process engaging and fun
- Helps students to gain clarity of concepts
- Helps students in understanding and using the target language more effectively
- Provides real-life language learning situations
- Bridges the gap between theory and practice
- Optimizes class duration with the help of relevant activities



Pedagogical Implications of Virtual Labs

(From Teaching Perspective)

- To customize their lesson plans by incorporating virtual labs activities
- To provide better clarity of concepts in class
- To adapt differentiated instruction and ensure a more inclusive educational experience
- Assign further tasks for practicing and improving oral and written communication skills in students
- Ensure mastery of core language skills among students





HOW CAN TEACHERS MAKE LANGUAGE LEARNING

SEAMLESS IN AN OFFLINE CLASS?





1. Use Virtual Labs in Lesson Plans

Integrate Virtual Labs as a regular component in lesson plans to enhance the practical application of language skills




2. Provide hands-On Language Practice

Utilize virtual labs to offer hands-on language practice, allowing students to apply theoretical knowledge in simulated real-world scenarios.




3. On the Spot Evaluation

Leverage virtual labs to assess the students' responses and receive immediate feedback, aiding in facilitating timely corrections.





HOW CAN TEACHERS MAKE LANGUAGE LEARNING

SEAMLESS IN AN OFFLINE CLASS?





4. Monitor Student Progress

Identify the strengths and areas of improvements in students and personalize learning paths, thereby allowing them to progress at their own pace.




5. Facilitate Collaborative Learning

Using Virtual Labs, teachers can create collaborative learning opportunities, encouraging students to work together on language activities and projects.




6. Assign Supplemental Tasks for Practice

Teachers may encourage their students to independently practice the activities available on Virtual Labs on DIKSHA for effective understanding of the topic.



Using Virtual Labs (From Students' Perspective)

- Gives them the autonomy to perform the activities at their own pace.
- Immediate feedback motivates the learner and develops their interest towards the concept.
- Develops their confidence to learn from their errors as there is instant feedback.
- Based on their practice, students can improve their fluency and indulge in meaningful conversations
- Offers scope of revision to master the target language





STUDENTS CAN ACTIVELY INTEGRATE VIRTUAL LABS IN THE TEACHING-LEARNING PROCESS IN THE FOLLOWING WAYS:





1. Engage in Interactive Exercises

Actively participate in the interactive exercises provided by virtual labs to reinforce language skills and concepts.




2. Practice Language Skills

Regularly practice listening, speaking, reading and writing skills within the virtual labs to strengthen language proficiency.



3. Reflect and Apply Learning

Students can reflect on language learning experiences within virtual labs and apply acquired skills in real-life language communication.



VIRTUAL LABS: A PRACTICAL APPROACH TOWARDS LANGUAGE LEARNING

- Virtual Labs on DIKSHA can be accessed from anywhere anytime.
- There is no requirement of installing any additional software.
- It serves as a collaborative approach for learners by juxtaposing textual knowledge with practical learning.



THANK YOU